

---

# ASPE RICHMOND CHAPTER NEWSLETTER

---



---

## LOCAL INDUSTRY NEWS

---

VIRGINIA RANKS 4<sup>TH</sup> IN LEED CERTIFICATIONS FOR 2014

[\[see infographic here\]](#)

LEAKING PIPES CAUSING MOLD CLOSES RICHMOND SCHOOL FOR THE YEAR

*"A Richmond middle school will close for the remainder of the year, due to an unsafe indoor air quality issue which a school board member said was caused by...[\[continued\]](#)"*

MASSIVE PIPE BURSTS THROUGHOUT RICHMOND

*"Water gushed out of a Shockoe Bottom apartment building at the corner of 18th Street and Grace Street on [\[continued..\]](#)"*

---

## PROJECT HIGHLIGHTS

---

Have a project you would like featured in the newsletter? Submit your project info or photos to [j.lansing@ha-inc.com](mailto:j.lansing@ha-inc.com) and receive a free lunch at the next meeting!

---

# ASPE RICHMOND CHAPTER NEWSLETTER

---

---

## ASPE RICHMOND PRESIDENT'S LETTER

---

Dear Fellow ASPE Members,

I would like to thank everyone who attended our February meeting. Special thanks to our speaker Aaron Eastwood – Rep Source, and all of our tabletop sponsors.

This month, we will have our annual joint meeting with the SFPE; I am looking forward to meeting our Fire Protection FRIENDS. The topic for the meeting will be one that should be of interest to all of you. These days I see increasing code enforcement from the AHJ related to penetrations of rated assemblies. The manufacturers are trying to develop as many details as they can to meet the new code requirements; however it seems that every individual project needs an engineering judgment report for a penetration that has a specific characteristic that none of the existing details can cover. Please come and learn something new at “Firestop 101” presented by Brian Helfrich (Field Engineer – Hilti North America).

Today, we celebrate World Plumbing Day! This year is the last year of the International Decade for Action “Water for Life” declared by The United Nations. I think it was a successful decade from a water conservation standpoint. In 2005 a 1.1GPF water closet was unimaginable, same for a waterless urinal or gray water system in commercial building. We have come a long way but there is more to do – keep up the good work!

If you are planning to take the CPD exam this year, please remember that the last day for online registration is tomorrow, on Thursday, March 12. Please follow the link below for registration:

<http://aspe.org/content/cpd-exam-eligibility-and-registration>. For all of you who are taking the exam, I wish you good luck! Please don't hesitate to contact me, or any other members who have passed the exam, if you have any questions.

In the last month of this 2014–15 season I would like to organize a social outing to have some fun and get a chance to know each other better. I recently asked you to submit some proposed locations and activities. If you have not already done so, please send me an email [istvanm@ccrd.com](mailto:istvanm@ccrd.com). So far I have received a proposed location of Uptown Alley <http://uptownalleyrichmond.com/>.

I am looking forward to seeing you all at the meeting on Wednesday March 11<sup>th</sup> at 11.30am.

Istvan Godri Martis, CPD, GPD

President

ASPE Richmond Chapter



# KIMAX® Glass Drain and Vent Systems



- Low Volatile Organic Compounds (VOCs)
- Will not burn or emit toxic fumes
- Maximum corrosion resistance
- Flexibility, adaptability, modularity
- Safe and simple installation
- Lowest life-cycle costs

Tubing  
SCHOTT North America, Inc  
555 Taxter Road  
Elmsford, NY 10523  
Phone: +1 (914) 831-2215  
Fax: +1 (914) 831-2368  
[info.drainline@us.schott.com](mailto:info.drainline@us.schott.com)  
[www.us.schott.com/drainline](http://www.us.schott.com/drainline)

**SCHOTT**  
glass made of ideas



Advertise with us! Send your  
ad to [j.lansing@ha-inc.com](mailto:j.lansing@ha-inc.com) to  
have it featured in our next  
newsletter.



Lead Free

# Smart

Just got smarter



DIGITAL  
HOT WATER  
innovation

## CAROTEK®

*The Power of Solutions*

8807 Whitepine Road • N. Chesterfield VA 23237 • 804-279-8800

Learn more at:  
[armstronginternational.com/brain](http://armstronginternational.com/brain)





# Introducing

# EMPIRE

- ✓ PISTON VALVE
- ✓ DUAL FLUSH
- ✓ ONLY EMPIRE HAS IT



All Delany Flush Valves are offered with our optional dual flush SmartHandle.



 **Delany**  
Since 1879  
**Products™**  
[www.delanyproducts.com](http://www.delanyproducts.com)

# IT'S TIME TO **DEMAND MORE**



## GRUNDFOS **MAGNA3™**

After five years of development, the MAGNA3 is a masterpiece of technological innovation, with an incredible range suited to fit every system perfectly. If you demand unbeatable efficiency, system control, intelligence, and reliability based on 65 years of experience and one million test hours, there is only one solution on the market – MAGNA3.



To learn more, contact:



**CAROTEK, INC.**

Phone: 804.279.8800

[www.carotek.com](http://www.carotek.com)

8807 Whitepine Road • North Chesterfield, VA 23237  
GEORGIA • NORTH CAROLINA • SOUTH CAROLINA • TENNESSEE • VIRGINIA

**GRUNDFOS** 



# NewAge Epoxy Soil Pipe

## Durable. Dependable. Affordable.



## High quality coatings for years of service!

This product information sheet will thoroughly explain the coating process, use and applications for NewAge epoxy coated cast iron soil pipe. The cured epoxy is stable, tough, and resistant to corrosive chemicals. Epoxies are excellent surface coatings, inert to chemicals and high temperatures, adhere well to cast iron resulting in a very long life for our NewAge Epoxy system.

There is a difference between paint and epoxy coatings. Paint is a liquid that dries to form a thin colored layer when it is spread on a surface. Epoxies are a class of thermosetting polymers. Two part epoxies are combined with a curing agent that when mixed reacts to form a complex group of linking monomers.

While epoxy coated cast iron is relatively new to the United States, it has been used extensively throughout the world for many years. Epoxy coated pipe endures effluent chemical combinations found in waste systems today. NewAge epoxy pipe complies with ASTM standards

and EN-877.

Along with standard storm drainage and DWV applications epoxy coated cast iron is intended to be used in excessive corrosive conditions between 2-12pH. The epoxy coating builds upon the excellent service and long life that cast

iron already provides. Epoxy coatings outperform oxidized asphalt pipe coatings and emulsified asphalt fitting coatings.



There has been misinformation stated in our industry that epoxy coatings are volatile and hazardous in the United States, when in fact many epoxy coatings are manufactured in the United States and their emissions, VOC (Volatile Organic Compounds) and HAP

(Hazardous Air Pollutants) are regulated and are well within safe limits set forth by the EPA. This information is included on manufacturers' MSDS files which ASTM and CISPI standards mandate be made available. Epoxy coatings are low in VOC.



# Web Training Series with



## Engineered Pump Systems • Grinders • BIM Models

Friday, September 12, 2014

11:00 am EST

### Two Ways to Register:

1. Click this link  
<https://attendee.gototraining.com/r/3673302682421055746>
2. Scan here to log in and register using a smart phone or tablet →




Register **NOW!** Seating is limited!



*Watch this  
thing grind!!*






### Engineered Pump Systems

Now with QuickTree® Technology!

**Grinder Systems**  
**Solids-Handling Systems**  
**Effluent Systems**  
**Simplex**  
**Duplex**


Order a Liberty EPS and you'll get the assurance of the complete system arriving to the job-site with factory matched components – pump, panel, basin, internal piping, guide rails, floats - all from one source.



BIM models now available for  
**Autodesk® Revit®**  
architectural design software

Choose from over 400 models of Liberty Pumps products. Sewage pumps, sump pumps, grinder pumps, control panels, high-temperature sump pumps, elevator sump pumps, complete pre-designed pump systems and more – all available right from the Autodesk® Seek library of products.

Pump specifications and BIM models are also available on the Liberty Pumps website.  
[libertypumps.com](http://libertypumps.com) • 800.543.2550

A 3D architectural rendering of a pump system, showing a blue cylindrical housing with a red pump unit inside. The model is shown in a cutaway view, revealing the internal components. The background is a dark, textured surface.

For questions, contact  
Laurie Pfaff @ 585-494-1817

# Virginia Marketing Associates

David Dahl  
8505 Bell Creek Road  
Suite E  
Mechanicsville, VA 23116  
Office: 804-569-0360  
Cell: 804-615-1962  
Fax: 804-569-0361

[www.virginiamarketingassociates.com](http://www.virginiamarketingassociates.com)

## We Proudly Represent:







# One Source for a SEAMLESS FINISH

COMFORT DESIGNS SOLID SURFACE features

\*average  
surface  
thickness:  
55 mil

designer finish color options

custom mold flexibility

configurable accessory locations

high gloss, solid surface

seamless

nonporous

inhibits bacteria growth

resists stains and odors

easy to clean


Class A fire retardant

renewable

LEED credits

# solid surface

STRONG, LONG LASTING, SEAMLESS,  
NON-POROUS, TEN YEAR WARRANTY



Multi-piece trench shower systems are available only in white, biscuit or bone gelcoat.

*Why settle for ordinary when you can*

*have extraordinary?* Solid surface

is unmatched in its strength and

durability which is achieved through a

material thickness that exceeds ABS

plastic, gelcoat and cast acrylic by

four fold. Because of the exceptional

strength and durability of Comfort

Designs Solid Surface, it is offered

with a Ten Year limited warranty.

**Durability, Strength, Renewability** Solid

surface is known for its durability,

strength and renewability. The non-

porous surface resists stains, odors

and is easy to clean. Bring all the

features and benefits of solid surface

sought in high-end kitchens and

healthcare to your project - Choose

Comfort Designs Solid Surface.

**Rich, Lustrous Finish** Comfort

Designs Solid Surface is offered in

two finishes- solids and simulated

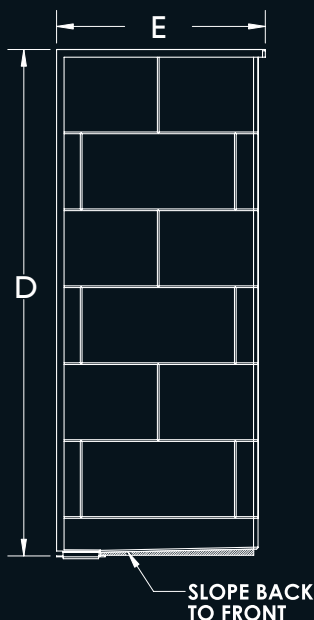
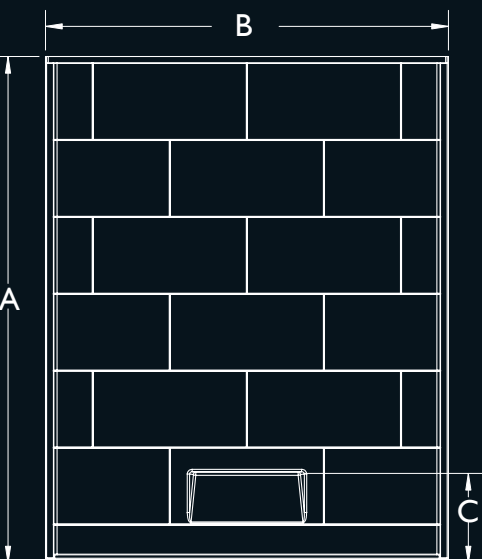
granite blends. Depth of color

radiates upward from deep within.

The eye sees deep into the color.

The translucence is astoundingly rich.





### 36" x 36" ID CODE COMPLIANT

3838 TR .75

A: 78"	B: 38.5"	C: 14"
D: 78"	E: 37.375"	F: 38.5"
G: 38.5"	H: 36"	I: 36"

### 48" x 36" ID CODE COMPLIANT

5038 TR .75

A: 79"	B: 50.625"	C: 14"
D: 79"	E: 38.5"	F: 38.5"
G: 50.625"	H: 36"	I: 48"

### 48" x 48" ID CODE COMPLIANT

5050 TR .75

A: 78"	B: 50.25"	C: "
D: 78"	E: 50.25"	F: 50.25"
G: 50.375"	H: 48"	I: 48"



### 60" x 30" ID CODE COMPLIANT

6232 TR .75

A: 78"	B: 62.625"	C: 14"
D: 78"	E: 32.5"	F: 32.5"
G: 62.625"	H: 30"	I: 60"

### 60" x 36" ID CODE COMPLIANT

6238 TR .75

A: 78"	B: 62.625"	C: 14"
D: 78"	E: 38.5"	F: 38.5"
G: 62.625"	H: 30"	I: 60"

## COMMERCIAL specification managers

### WILL RICE

VP of Sales and Marketing  
Southern Region  
cell 731.438.0162  
wrice@praxiscompanies.com

### JIM BARNEY

Regional Specification Manager  
Mid America Region  
cell 731.607.8597  
jbarney@praxiscompanies.com

### JACKSON LIGHT

Regional Specification Manager  
North East Region  
cell 731.438.0535  
jlight@praxiscompanies.com

### TIM MCKEY

Regional Specification Manager  
West Region  
cell 731.727.7460  
tmckey@praxiscompanies.com




## INTEGRAL TRENCH shower systems

COMFORTDESIGNSBATHWARE.COM a division of the praxis companies, llc  
customer service: 800.443.7269 | fax: 731.925.4290

Enhancing Livable Design

cd  
comfortdesigns

INTEGRAL TRENCH shower systems  
COMFORTDESIGNSBATHWARE.COM



# Integral trench shower systems

*Eliminate the old center drain and the second exterior bath floor drain with an effective, patent pending solution for water retention- the trench drain shower.* The Comfort Designs trench drain shower is easy to install, offers an offset drain and reversible trench attachment allowing alternative fit in center beam clearance situations. The Comfort Designs trench drain grate is removable allowing for easier cleaning.

**STANDARD** features and options

**TRENCH**  
**trench**  
zero threshold design

corrosion resistant aluminum body

compression style drain connection

**GRATE**  
**grate**  
stainless steel resistance weld construction

1/8" compliant space between slats

contemporary design - 21 water barrier slats

tamper proof option available

**BASE**  
**base**  
EasyBase™ pre-leveled floor reinforcement

sloped from back to front

slip resistant textured floor

water tight tiling flange

1/16" radius at floor / wall transition


**COMFORT DESIGNS**  
one source solutions

*fully integrated  
trench shower  
system*

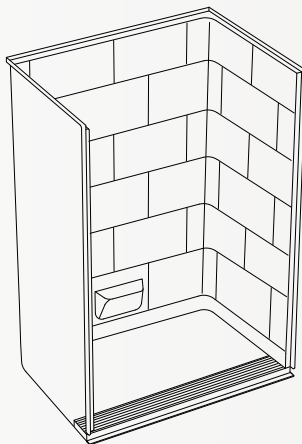




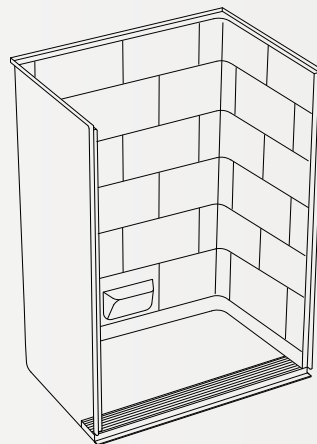
## ONE PIECE TRENCH SHOWER SYSTEMS



**36" CODE COMPLIANT**  
SST3838TR.75(1P)




**48" CODE COMPLIANT**  
SST5038TR.75(1P)  
SST5050TR.75(1P)

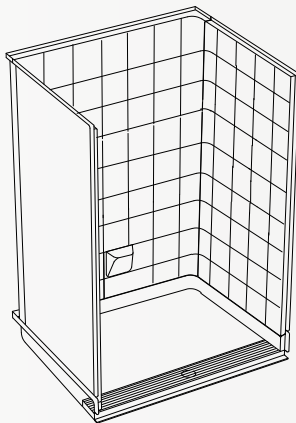


**60" CODE COMPLIANT**  
SST6232TR.75(1P)  
SST6238TR.75(1P)

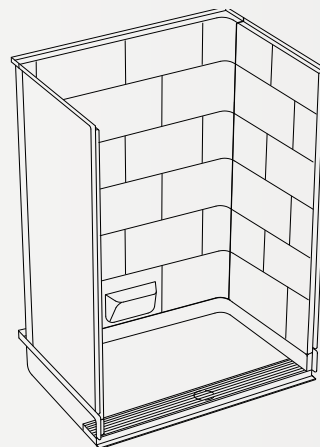
## MULTI-PIECE & BASE TRENCH SHOWER SYSTEMS



**36" CODE COMPLIANT**  
XST3838TR.75(4P)  
SSB3838TR.75(Base)



**48" CODE COMPLIANT**  
XST5050TR.75(5P)  
SSB5050TR.75(Base)



**60" CODE COMPLIANT**  
XST6232TR.75(5P)  
SSB6232TR.75(Base)  
XST6238TR.75(5P)  
SSB6238TR.75(Base)



**cd**  
comfortdesigns

**INTEGRAL TRENCH** shower systems

COMFORTDESIGNSBATHWARE.COM a division of the praxis companies, llc  
customer service: 800.443.7269 | fax: 731.925.4290

With the industry's broadest trench offering, Comfort Designs offers nine models in two different finishes as well as two trench only options for pure tile designs. Our models will meet design needs for new construction, remodeling and wet room applications.

## ONE PIECE TRENCH SHOWER SYSTEMS

The Comfort Designs one piece seamless shower system offers water tight time saving installation. General Contractors and more importantly your projects are not delayed by labor intense job built showers. The synthetic subway tile imprint has shallow faux grout lines preventing mold and mildew and the return flange option provides a professional sheetrock finish.

## MULTI-PIECE TRENCH SHOWER SYSTEMS

Renovation has taken priority in many construction projects due to dense development and constrained healthcare budgets. Comfort Designs has developed a patented aluminum pin and slot assembly system for our multi-piece shower systems. With the low profile  $\frac{3}{4}$ " threshold height, our trench shower system is designed to install on slab with no depression requirement. CD has three multi-piece models to choose from. The wall system is superior in design with  $\frac{1}{16}$ " radius wall to wall joints. These are the tightest in the industry and are designed to disappear in the grout lines.

## BASE TRENCH SHOWER SYSTEMS

Comfort Designs recognizes the design criteria of some will remain job built. For these needs, we offer the trench plus base only option in three sizes. The water tight tile flange accepts any ceramic tile up to  $\frac{1}{2}$ " thick. The EasyBase™ pre-leveled floor reinforcement eliminates the need to job build properly drafted grout beds. The slope to the trench drain is built into the base. All bases are sloped from the back wall to the front trench drain area.

# SmartSilver™

## Antimicrobial Protection

Built-in constant protection against bacteria, molds and fungi

*Reap the unique benefits of SmartSilver™ Antimicrobial Protection.* SmartSilver™ Antimicrobial Protection combines the natural antimicrobial properties of silver with ground-breaking proprietary technology to produce molecule-sized silver particles permanently embedded in your Comfort Designs bathware. The result is continuous, effective, built-in protection against mold, fungus and bacteria.

SmartSilver™ Antimicrobial Protection uses pure silver particles and is manufactured in the USA. The unique antimicrobial protection is permanent. While the silver is effective against 600+ species of bacteria and fungus, there are no human health effects. SmartSilver™ Antimicrobial Protection is a Green Technology product and uses reclaimed raw materials. Available on solid surface or gelcoat products.



SmartSilver™ Antimicrobial Protection exhibits a 99.4% reduction on odor-causing bacteria within 24 hours. Silver is effective against 600+ species of bacteria and fungus.

### Clean

SmartSilver™ Antimicrobial Protection is optional on all Comfort Designs gelcoat bathware. SmartSilver™ incorporates an antimicrobial Silver additive right into the shower surface to provide protection from mold, mildew, algae and fungus that could cause deterioration or staining.

### Effective

SmartSilver™ Technology inhibits the growth of bacteria in the shower at very low concentrations of silver.

### Long Lasting

SmartSilver™ product protection is engineered to protect Praxis gelcoat bathware for the life of the product.

### Environmentally Friendly

Comfort Designs bathware with the option SmartSilver™ Antimicrobial Protection eliminates the need for adding environmentally harmful organic biocides.

### Safe

SmartSilver™ Antimicrobial Protection is EPA-approved under FIFRA for broad applications and Oeko-Tex approved as free of harmful levels of dangerous substances.

### Made in the USA

SmartSilver™ Antimicrobial Protection and Praxis Products are 100% developed and produced in the USA.



---

# ASPE RICHMOND CHAPTER NEWSLETTER

---



**ADVERTISING  
PRICE Prorated  
We Need You**

## Newsletter Advertising:

- Rates based on ad size and will include the following:
  - As a paid advertiser you will have your business card in the newsletter that will have a link to your Web page if you have a Web page
  - As a paid advertiser you will have a hyperlink provided that will link to your Web page
  - Ads for the year will begin in the September issue and run through the May issue
  - Advertisers wishing to join after September's issue will be billed on a prorated basis
- All payments will be collected prior to the October issue –failure to make payments will result in the ad being pulled from further issues.
  - 2 Page           ASPE Member \$475
  - Full page       ASPE Member \$375
  - ½ page          ASPE Member \$275
  - ¼ page          ASPE Member \$175

## **Monthly Sponsorship Opportunities**

The Richmond Chapter of ASPE continues to have successful meetings and is looking to continue improving throughout the year. The strong foundation that began in September is the springboard for an even better year than last year.

Last year the Chapter initiated the following sponsorship opportunities that were well received:

**Tabletop Presentations** - Opportunity to provide a tabletop presentation of equipment or material relative to the plumbing profession for a monthly meeting. The tabletop will be set up from beginning to end of the monthly meeting.

If you are interested in any of the sponsorship opportunities listed above OR any other opportunities to sponsor please contact John Lansing

[j.lansing@ha-inc.com](mailto:j.lansing@ha-inc.com)



## POSITION DESCRIPTION

## Design Engineer II

Title: Plumbing Design Engineer II  
Reports to: Engineering Department Manager  
Department: Mechanical Engineering

Posted: January 11, 2015  
Type: Non-exempt

Nationally and internationally recognized MEP-FP consulting firm HCYU Building Engineered Solutions (<http://www.hcyu.com/>) seeks skilled Plumbing Design Engineer II for immediate full time employment in our Richmond office.

### General Description

The Design Engineer II is an essential team member who participates in producing the firm's work. No longer considered to be in-training, these people are assigned specific tasks on project teams and are expected to use their education, intelligence and common sense to resolve the engineering problems and tasks they are assigned.

### Relationships

- Reports to Engineering Department Manager
- Project workload determined and assigned by Senior Design/Engineers
- Within team, has contact with drafters and senior design staff.
- Will work with equipment suppliers to obtain equipment information

### Qualifications

- Knowledge, skills and abilities
  - Expertise in the use and application of computer aided design software such as AutoCAD and Revit.
  - Expertise in the use of discipline specific software as well as general business applications.
  - Ability to read and understand architectural, structural and civil plans.
  - Understanding of applicable design codes.
- Education
  - Technical or Associate Degree in plumbing or mechanical design from an accredited technical institution or college or equivalent combination of education and experience.
- Experience
  - Three years of technical design experience in a design firm.
  - Demonstrates the ability to perform successfully as a Design Engineer I.

### Authority & Accountability

- Has authority to perform moderately complex design duties, which are checked for accuracy by others.
- Keeps Senior Design/Engineer and/or Department Manager aware of work load and requests work when needed.
- Expected to continue learning process by attending in-house seminars and continuing education opportunities outside the office.
- Completes projects within budget.
- Ability to understand scope and successfully complete projects within specified requirements.

### Time Allocation

- Projects: 90%
- Administration: 10%
- Or as otherwise determined by the Board.

*The following duties are typical of the position but are not all encompassing. Each person is expected to help out in whatever duties are required to deliver a quality product on schedule.*

### Essential Functions

- Makes calculations using engineering formulas and skills for plumbing design.
- Creates specialized drawings such as flow schematics, plumbing isometrics and riser diagrams.
- Select equipment based on recommendations of Senior Design/Engineer and fill out equipment schedules.
- Provide drawings for own designs and produce sketches to incorporate in drawings by drafters.
- Research design options and document findings for Project Design/Engineer.
- Provide information to Project Design/Engineer for incorporation into specifications.
- Review shop drawings.
- Research code issues and ask general questions of code officials.
- Organize and maintain project files.
- Assure that drawings and designs are in accordance with company production and design standards.
- Keep Lead Engineer informed of work load and any changes in project scope or additional services.

**Additional Functions**

- Reviews work performed by CAD Technicians and Designer I
- Assist in site surveys performed by more senior designers and/or engineers

**Working Conditions**

- Working conditions are normal for an office environment.
- Work requires willingness to work a flexible schedule.
- May require evening and weekend work.
- Located in a Class A space in downtown Richmond, our company offers excellent work environment.
- Equal Opportunity Employer (EOE).

**Promotion**

- May be promoted to Engineer II after meeting the qualifications for the position.
- May be promoted to Project Design Engineer, Project Engineer, or Construction Administrator after meeting the qualifications for the respective positions and consistently demonstrating expertise as Design Engineer II.

**Application**

- Reply with Résumé
- Applicants only: Recruiters, please do not contact this job poster.

**Compensation**

- Negotiable, depending on experience and ability.
- Excellent Employee Benefits: 15 Paid Time Off days, Employer Group Health Insurance Plan, Life Insurance, and Disability.

# MEMBERSHIP APPLICATION

(Please Print or Type)



## AMERICAN SOCIETY OF PLUMBING ENGINEERS

6400 Shafer Court • Rosemont, IL 60018-4914

(847) 296-0002 • Fax: (847) 296-2963

E-mail: [info@aspe.org](mailto:info@aspe.org) • [www.aspe.org](http://www.aspe.org)

Chapter Use Only  
H  
Q  
N  
O  
7  
Promo CODE: MBR2011

INCOMPLETE APPLICATIONS WILL NOT BE PROCESSED.

☐ Mr. ☐ Ms. ☐ Miss ☐ Mrs.

First Name (Nickname) Middle Name Last Name

Birth Date: M \_\_\_ / D \_\_\_ / Y \_\_\_ Check all that apply: ☐ P.E. ☐ P. Eng ☐ CPD ☐ Graduate Engineer ☐ LEED AP ☐ CET ☐ Other \_\_\_\_\_

I wish to affiliate with the \_\_\_\_\_ Chapter. Certification (P.E.) State \_\_\_\_\_ Certificate No. \_\_\_\_\_ Branch \_\_\_\_\_

Preferred Mailing Address ☐ RESIDENCE ☐ BUSINESS

RESIDENCE: Street Address City State ZIP Phone

E-mail (required) Business E-mail Cell Phone

BUSINESS: Organization Name Your Title Phone Fax

Street Address City State ZIP

Other organizations you are a member of: ☐ ASHRAE ☐ ASSE ☐ NFPA ☐ NSPE ☐ ASME ☐ PHCC ☐ ICC ☐ IAPMO ☐ SFPE ☐ Other \_\_\_\_\_

### EDUCATION

	Name of Institution	Course or Major	From	To	Graduation Date	Degree/Diploma
High School						
College/University						
Technical School						
Others						

### PROFESSIONAL EXPERIENCE

(This section must be completed as it affects membership grade classification. List chronologically, beginning with the present. Work description must be clear and concise: e.g., plumbing, piping, fire protection, HVAC, etc. Use additional sheet as necessary.)

Date(Mo/Yr)	From	To	Firm Name and Address	Class* (see below)	Title	Description of Work	Degree of Responsibility

\*Classification of Firm  
A - Arch./Engr. or Cons. Engr.  
D - Educ. Inst.  
B - Govt. Agency  
E - Contractor  
C - Mfr. or Mfr's. Rep.  
F - Other (Explain) \_\_\_\_\_

### REFERENCES

(References should be in engineering profession. ASPE members preferred. ASPE reserves the right to contact references.)

Name	Address	Telephone

### PLUMBING ENGINEERING DESIGN HANDBOOK

New members receive one of four volumes of the this definitive collection of general plumbing practices. As an ASPE member you will be sent the CD-rom unless you indicate preference for the softcover edition. If you would like both the CD-rom and softcover editions, please add \$50 to your total to the right.

☐ CD-ROM ☐ SOFTCOVER

### CERTIFICATION BY APPLICANT

The undersigned certifies that all statements made herein are correct and, if elected to the Society, agrees to adhere to the Society's Bylaws and accept the Classification conferred by the Society. Upon becoming a member, the applicant will endeavor to advance the objectives of the Society and the plumbing engineering profession.

Signature of Applicant \_\_\_\_\_ Date \_\_\_\_\_

Sponsor \_\_\_\_\_  
(Please Print)

How did you hear about ASPE? ☐ Past Member ☐ Plumbing Engineer Magazine ☐ Colleague/Employer ☐ ASPE App ☐ Website

☐ Other \_\_\_\_\_

American Society of Plumbing Engineers member dues are nonrefundable and not deductible as a charitable expense, but may be deductible as a business expense.

\* Contributions to ASPE Education (create education programs for membership) and Alfred Steele Scholarship (to award college scholarships) Funds are Strictly Voluntary and are not deductible as a charitable contribution but may be deductible as an ordinary and necessary business expense.

\*\* Contributions to the ASPE Research Foundation are Strictly Voluntary and are tax deductible as a charitable contribution.

© Copyright 2013 American Society of Plumbing Engineers. All Rights Reserved.

### REMIT MEMBERSHIP DUES WITH APPLICATION

Member Type	Amount	Amount Due (Enter Amount)
<input type="checkbox"/> Full	\$ 190	\$ _____
<input type="checkbox"/> Associate	\$ 170	\$ _____
<input type="checkbox"/> Affiliate	\$ 190	\$ _____
<input type="checkbox"/> Special	\$ 190	\$ _____
<input type="checkbox"/> Governmental	\$ 190	\$ _____
<input type="checkbox"/> Student	\$ 30	\$ _____
<input type="checkbox"/> PEDH CD & Book	\$ 50	\$ _____
<input type="checkbox"/> ASPE Alfred Steele Scholarship Fund*	\$ 25	\$ _____
<input type="checkbox"/> ASPE Education Program Fund*	\$ 25	\$ _____
<input type="checkbox"/> ASPE Research Foundation**	\$ 25	\$ _____

TOTAL AMOUNT DUE \$ \_\_\_\_\_

Payment Information:

☐ Enclosed is my check payable to ASPE.

Please charge my: ☐ Visa, MasterCard ☐ Discover ☐ American Express

Card # \_\_\_\_\_

Exp Date: \_\_\_\_\_

Signature: \_\_\_\_\_

Date: \_\_\_\_\_ Telephone: \_\_\_\_\_





## Immediate Member Benefits

**The Plumbing Engineering Design Handbook:** The most definitive collection of general plumbing practices in the field of plumbing engineering. The ASPE Handbook consists of forty-seven chapters divided into four volumes. New members receive one of four volumes immediately upon joining and the revised volume thereafter.

**Plumbing Engineer Magazine:** Members immediately begin receiving *Plumbing Engineer* magazine. This monthly magazine covers a wide spectrum of topics important to the profession and to daily practices in the field.

**The ASPE Report:** The Society's bimonthly newsletter, incorporated within the *Plumbing Systems & Design* magazine, keeps members abreast of Society activities and issues impacting the profession.

**Publication and Education Program Discounts:** All publications, education programs, and other services and products of the Society are offered at special discounted rates to ASPE members.

### Collegial Interaction and Networking

Every ASPE member not only belongs to ASPE worldwide, but has the opportunity to belong to one of 62 Chapters organized throughout the United States and Canada. Chapters sponsor seminars, conduct monthly technical meetings, publish newsletters and offer special peer-to-peer and professional-to-professional interaction and networking opportunities.

### Professional Growth and Development

**The ASPE Biennial Convention and Engineered Plumbing Exposition (EPE)** is the premier educational and professional development event for plumbing engineers and designers. The Convention features a comprehensive program of educational, technical and professional development presentations and seminars designed to enhance professional knowledge and foster awareness of new techniques. The concurrent EPE is the largest Exposition dedicated entirely to the field of plumbing engineering.

**The ASPE Technical Symposium** is offered in non-Convention years and provides a unique forum for the most comprehensive and intensive half-day and full-day plumbing engineering design seminars and workshops available anywhere. The "hands-on" workshops provide the plumbing engineer with information about new developments in the industry and new techniques for practical implementation in the field.

**Technical Seminars and Workshops** sponsored by ASPE offer one- or two-day programs conducted by leading industry professionals. Each educational program focuses on a specific area of plumbing engineering.

**Continuing Education Units (CEUs):** ASPE offers the opportunity to earn Continuing Education Units at selected technical program sessions at the biennial Convention, the Technical Symposium and at stand-alone Seminars and Workshops. CEUs are nationally recognized units of achievement that may be used as evidence of increased performance capabilities and for job advancement.

The Society shall be open to anyone involved in, or having a special interest in, the design, specification or drawing of plumbing systems.

**Dues:** Please choose the appropriate membership classification and remit dues with this application. In the event the membership classification is changed, a corrected dues statement (or dues overpayment refund) will be sent with your notice of election.

### Membership Classifications

Membership classification (Grade) will be conferred based on Article II of the ASPE Bylaws as follows:

**Full Member:** Eight (8) years of experience in plumbing engineering or related engineering field, a minimum of four (4) years of which must have been in a position of responsibility for the design of plumbing systems or in a position of responsibility for the design of systems and components related to, or incorporated within, plumbing engineered and designed systems. A maximum of four (4) years of experience may be waived by the Society Membership Committee for: (a) Education: one-half (1/2) year for each completed year in a curriculum related to plumbing engineering; (b) Engineering Registration: four (4) years for Professional Engineer registration in a field that includes plumbing engineering; (c) CPD certification: two (2) years. Dues: \$190.

**Associate Member:** Professionals engaged in plumbing design as consultants or engineers with fewer than eight years of industry experience. Dues: \$170.

**Affiliate Member:** Any individual involved in the production or marketing of plumbing products. Dues: \$190.

**Retired Member:** Any retired member with ten (10) years of continuous membership in the Society who has reached the age of sixty (60) years and is no longer active in the profession. Members in this category will not receive Plumbing Engineering Design Handbook materials and shall pay substantially reduced annual dues. Dues: \$40.

**Special Member:** Professionals in related fields, such as contractors, or those with a special interest in plumbing design whose professional background do not match the requirements for any of the other categories may apply for Special membership. Dues: \$190.

**Governmental Member:** Anyone employed by municipal, state, or federal governments for one of the following reasons:

- A. Checking and/or inspection of plumbing plans and installations;
- B. The formulation of codes, rules, requirements and regulations pertaining to the planning, designing and installation of plumbing systems, or any portion of a plumbing system;
- C. Research and development of plumbing systems design criteria. Exception: Persons employed by a government agency for the purpose of designing and/or specifying plumbing systems, who shall be eligible to be Full or Associate members, provided they have fulfilled the experience required as outlined for each respective classification. Dues: \$190.

**Student Member:** Any individual attending a recognized university, college, community college, vocational, or technical trade school full time or part time in a curriculum related to plumbing design. Student Members are considered to be an introductory level to the Society. Student membership shall be limited to five (5) years after which time the membership shall be upgraded to an applicable membership classification as deemed appropriate by the Society. Other member classifications shall not be permitted to downgrade to a Student Member classification. Dues: \$30.